

317, Tantia Jogani Indl. Premises,
3 rd Floor, J. R. Boricha Marg,
Lower Parel, Mumbai - 400 011
Tel.: 4063 5100, Fax : 4063 5199
email : info@omnitex.com



**omnitex
industries
(india) ltd.**

Date: February 12, 2012

The Secretary,
The Stock Exchange, Mumbai
Phiroze Jeejeebhoy Towers,
Dalal Street,
Mumbai - 400 023.

Dear Sir,


Sub: Un-audited Financial Results for the Quarter ended December 31, 2012

Further to our letter dated January 10, 2013, we are pleased to enclose herewith a copy of the Unaudited Financial Results for the Quarter ended December 31, 2012 as approved by the Board in the meeting held today as per clause 41 of the listing agreement together with the limited review report by the statutory auditors.

Kindly acknowledge.

Thanking you,

Yours faithfully,
for Omnitex Industries (India) Ltd.,


J Ramakrishnan
Director



The Board of Directors
Omnitex Industries (India) Limited
317, Tantia Jogani Industrial Premises
J.R.Boricha Marg, Mumbai - 400 011

Dear Sirs,

Limited Review Report for quarter ended on 31st December 2012

We have reviewed the accompanying statement of un-audited financial results of Omnitex Industries (India) Limited for the quarter ended 31st December 2012 except for the disclosures regarding 'Public Shareholding' and 'Promoter and Promoter Group Shareholding' which have been traced from disclosures made by the management and have not been audited by us. This statement is the responsibility of the Company's Management and has been approved by the Board of Directors on 12th February 2013. Our responsibility is to issue a report on these statements based on our review.

We conducted our review in accordance with the Standard on Review Engagement (SRE) 2400, engagements to Review Financial Statements issued by the Institute of Chartered Accountants of India. This standard requires that we plan and perform the review to obtain moderate assurance as to whether the financial statements are free of material misstatement. A review is limited primarily to inquiries of company personnel and analytical procedures applied to financial data and thus provide less assurance than an audit. We have not performed an audit and accordingly, we do not express an audit opinion.

Based on our review conducted as above, nothing has come to our attention that causes us to believe that the accompanying statement of un-audited financial results prepared in accordance with applicable accounting standards and other recognized accounting practices and policies has not disclosed the information required to be disclosed in terms of Clause 41 of the Listing Agreement including the manner in which it is disclosed, or that it contains any material misstatement except that the Management has decided to deal with the provision of Deferred taxation under the Accounting Standard 22 in the last quarter of the financial year.

Mumbai:
Date: 12th February 2013




For Tembey & Mhatre
FRN 116359W
Chartered Accountants


(Vikrant H Patel)
Partner
M.No.122622

OMNITEX INDUSTRIES (INDIA) LIMITED
Statement of Unaudited Financial Results for the quarter and nine months ended December 31, 2012

All Figures except Share holding and EPS are Rupees in lacs

SN	PARTICULARS	FOR THE QUARTER ENDED			FOR THE NINE MONTHS ENDED		FOR THE YEAR ENDED
		December 31, 2012 (Unaudited)	September 30, 2012 (Unaudited)	December 31, 2011 (Unaudited)	December 31, 2012 (Unaudited)	December 31, 2011 (Unaudited)	March 31, 2012 (Audited)
1	Income From Operations						
	(a) Net Sales/Income from operations (Net of Excise Duty)	17.41	17.26	-	34.67	-	39.98
	(b) Other Operating Income	-	-	-	-	-	-
	Total Income from operations (Net)	17.41	17.26	-	34.67	-	39.98
2	Expenses						
	(a) Cost of Material Consumed	-	-	-	-	-	-
	(b) Purchase of Stock in Trade	17.32	17.16	-	34.48	-	39.78
	(c) Change in Inventories of Finished Goods, Work-in-progress and Stock-In-Trade	-	-	-	-	-	-
	(d) Employee Benefits Expense	0.37	0.38	0.30	0.95	0.60	0.90
	(e) Depreciation and Amortisation Expenses	1.51	1.52	1.50	4.52	4.42	5.91
	(f) Other Expenses	1.27	1.57	1.43	4.31	6.30	8.42
	Total Expenses	20.47	20.63	3.23	44.26	11.32	55.01
3	Profit / (Loss) from operations before other income, finance costs and exceptional items. (1-2)	(3.06)	(3.37)	(3.23)	(9.59)	(11.32)	(15.03)
4	Other Income	7.49	7.32	6.74	21.90	17.29	24.02
5	Profit / (Loss) from ordinary activities before finance costs and exceptional items. (3 ± 4)	4.43	3.95	3.51	12.31	5.97	8.99
6	Finance Costs	0.04	0.04	0.08	0.13	0.25	0.29
7	Profit / (Loss) from ordinary activities after finance costs but before exceptional items. (5 ± 6)	4.39	3.91	3.43	12.18	5.72	8.70
8	Exceptional Items	-	-	-	-	-	-
9	Profit / (Loss) from ordinary activities before tax (7 ± 8)	4.39	3.91	3.43	12.18	5.72	8.70
10	Tax Expense						
	(a) Current Tax	(1.35)	(1.21)	(1.06)	(3.76)	(1.77)	(3.00)
	(b) Deferred Tax	-	-	-	-	-	2.52
	(c) Prior period adjustment for taxes	0.00	-	-	0.00	(0.26)	(0.26)
	(d) MAT Credit Entitlement	-	0.00	0.00	0.00	0.00	0.00
11	Net Profit / (Loss) from ordinary activities after tax (9 ± 10)	3.04	2.70	2.37	8.42	3.69	7.96
12	Extraordinary items (net of tax expenses)						
13	Net Profit / (Loss) for the period (11 ± 12)	3.04	2.70	2.37	8.42	3.69	7.96
14	Paid-up Equity Share Capital (Face Value of Rs. 10/- each)	423.10	423.10	423.10	423.10	423.10	423.10
15	Reserves Excluding Revaluation Reserves as per Balance Sheet of Previous accounting year						160.58
16.1	Earnings Per Share (Before Extraordinary items) (of Rs. 10/- each) (Not Annualized)						
	(a) Basic	0.07	0.07	0.06	0.20	0.09	0.19
	(b) Diluted	0.07	0.07	0.06	0.20	0.09	0.19
16.2	Earnings Per Share (After Extraordinary items) (of Rs. 10/- each) (Not Annualized)						
	(a) Basic	0.07	0.07	0.06	0.20	0.09	0.19
	(b) Diluted	0.07	0.07	0.06	0.20	0.09	0.19
A	Particulars of Share holding						
1	Public Shareholding						
	- Number of Shares	2,034,637	2,035,077	2,069,154	2,034,637	2,069,154	2,069,154
	- Percentage of Shareholding	48.40	48.41	49.22	48.40	49.22	49.22
2	Promoters and Promoter Group Shareholding						
	(a) Pledged / Encumbered						
	Number of Shares	-	-	-	-	-	-
	Percentage of Shares (as a % of the total shareholding of promoter and promoter group)	-	-	-	-	-	-
	Percentage of Shares (as a % of the total share capital of the Company)	-	-	-	-	-	-
	(b) Non-Encumbered						
	Number of Shares	2,169,463	2,169,023	2,134,946	2,169,463	2,134,946	2,134,946
	Percentage of Shares (as a % of the total shareholding of promoter and promoter group)	100.00	100.00	100.00	100.00	100.00	100.00
	Percentage of Shares (as a % of the total share capital of the Company)	51.60	51.59	50.78	51.60	50.78	50.78
B	INVESTOR COMPLAINTS						
	Pending at the Beginning of the quarter	Nil					
	Received during the quarter	Nil					
	Disposed of during the quarter	Nil					
	Remaining unresolved at the end of the quarter	Nil					

By order of the Board
for Omnitex Industries (India) Limited

Ramakrishnan
Director

Date: 12th February 2013
Place: Mumbai



317, Tanta Jogani Indl. Premises,
3 rd Floor, J. R. Boricha Marg,
Lower Parel, Mumbai - 400 011
Tel.: 4063 5100, Fax : 4063 5199
email : info@omnitex.com




**omnitex
industries
(india) Ltd.**

Unaudited Financial Results for the quarter and Nine Months ended December 31, 2012

Notes:

1. The above financial results have been reviewed by the Audit Committee and then approved by the Board of Directors in its meeting held on February 12, 2013 and subjected to 'Limited Review' by the auditors.
2. The Company has only one business segment, i.e. 'Trading in Fabrics'.
3. The Company has not recognized Deferred Tax Asset in respect of brought forward business losses and unabsorbed depreciation as per AS 22 i.e. 'Accounting for Taxes on Income' on consideration of prudence and the same will be considered in the results for the last quarter.
4. Figures of previous periods have been regrouped wherever necessary.

By Order of the Board
For Omnitex Industries (India) Ltd

Ramakrishnan
Director

Place: Mumbai
Date : February 12, 2013

